

Communications During Lockdown

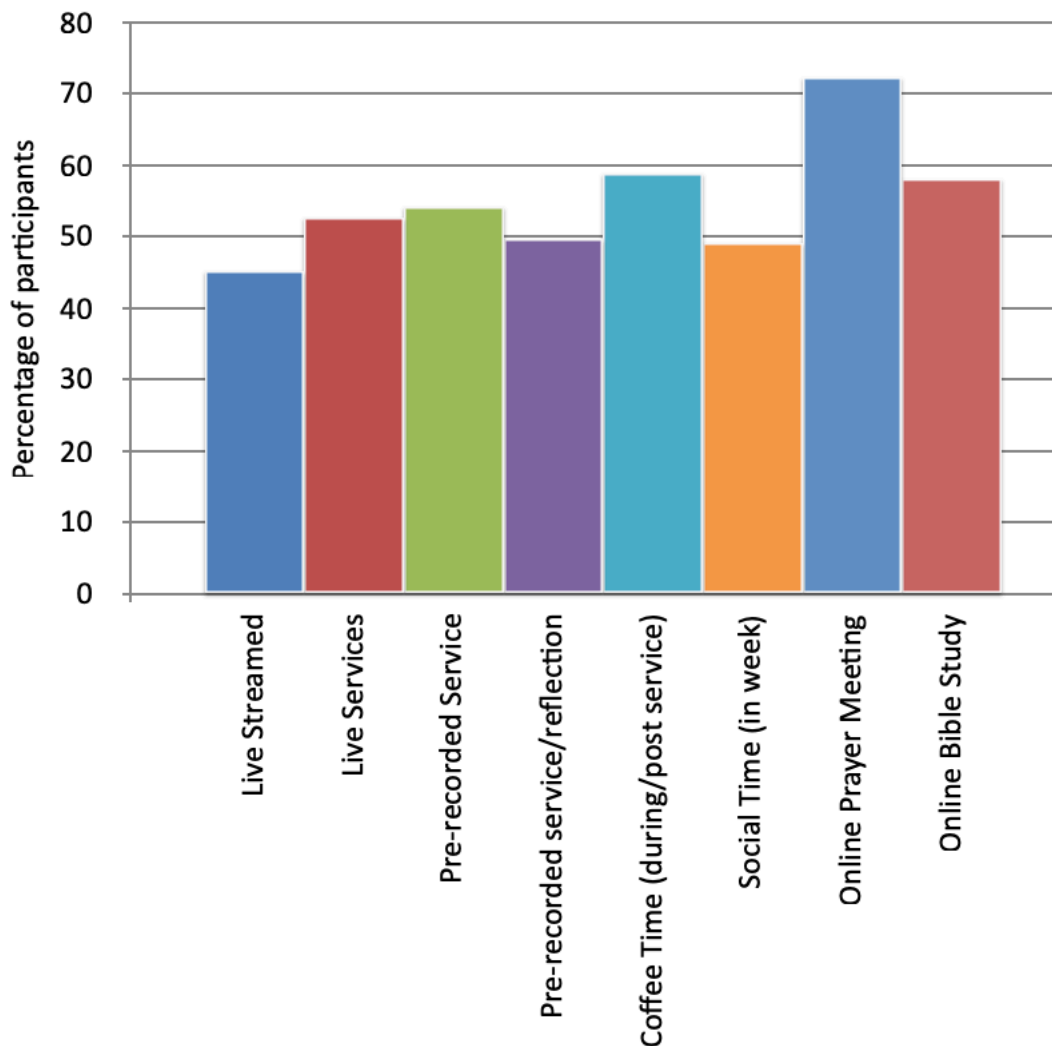
398 people participated in the survey.

INTERNALLY - communication within your church and community

1. During the Coronavirus crisis, has your church hosted anything online?

Of the 398 people that participated in the survey:

- 346 (87%) had hosted something online during lockdown.
- 52 (13%) of participants had not hosted anything online during lockdown.



It shows that slightly more people hosted **live services** than **live streamed services** and that **over 70%** of those who used digital platforms **hosted prayer meetings**.

Other

Please specify if you used a different platform or hosted different activity to those mentioned.

The top three activities noted under 'other' were:

1. Deacons/Leaders Meetings
2. Discipleship/House Groups
3. Children's Ministry

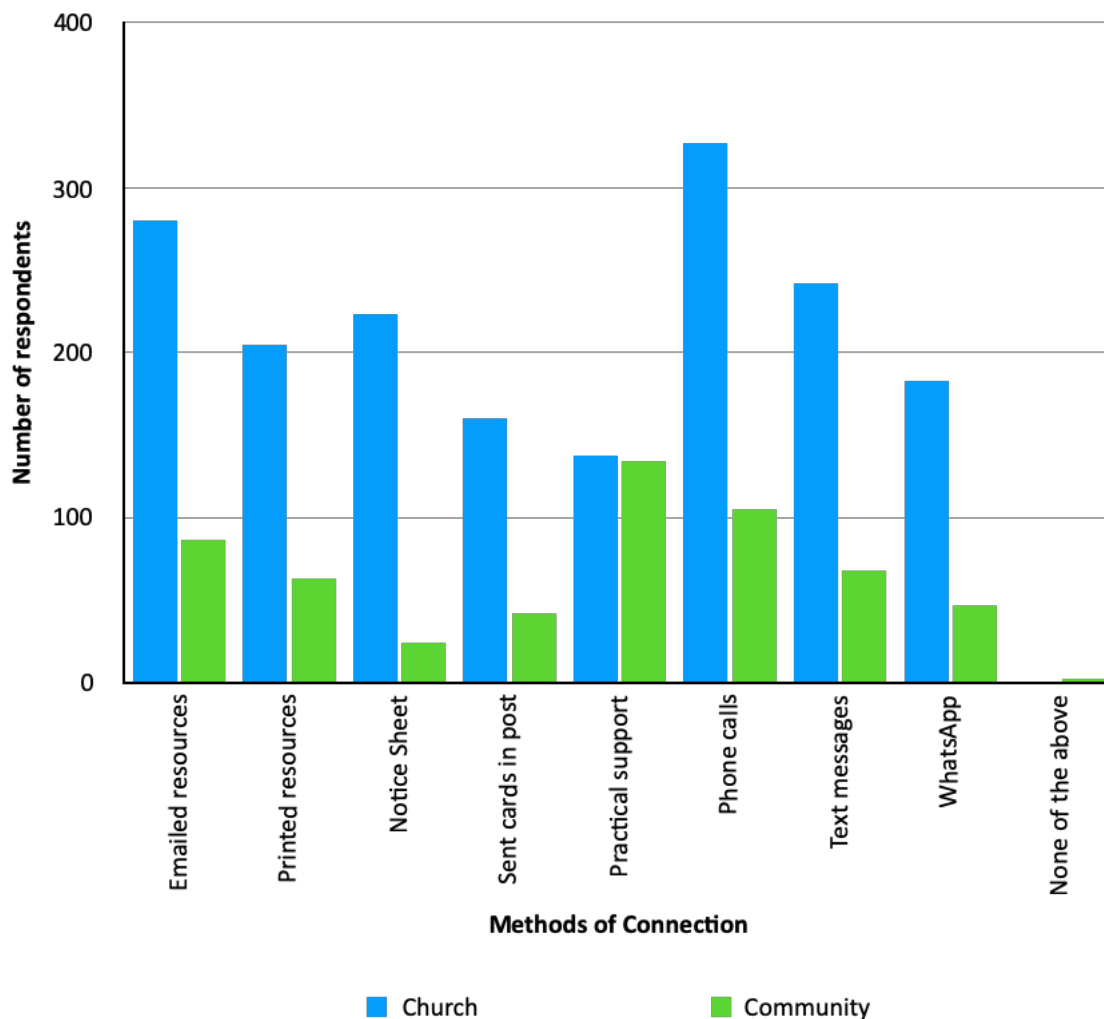
Other methods of communication included WhatsApp, Facebook (Live and Messenger) and Emails.

Other Activity	Platform	No. of ppl
MEETINGS		
Deacons/Leaders Meeting	Zoom/Facebook	15
Church meeting	Zoom	8
Staff Meeting	Zoom	1
Worship Team	Zoom	1
SOCIAL		
Social Catchup	Facebook Messenger/Zoom/Facebook Group	3
Tea with the Vicar		2
Knitting group	Zoom	2
Coffee Mornings	Zoom	2
Book Club	Zoom	2
VE Day Party	Zoom	1
Big Lunch BBQ	Zoom	1
One of Christian Aid Quiz	Zoom	1
GROUPS		
Discipleship /Home Groups	Zoom/WhatsApp/Skype	14
Children's	Zoom/Facebook	13
Youth	Zoom/Instagram Live	10
Alpha (one youth)	Zoom	6
Men	Zoom	4
Women		3
Mental Health Support Group	Zoom	2
Planning virtual holiday club on variety of platforms		2
Bible Course (Bible Society)	Zoom	2
Theology Group		1
Ask the Pastor		1
Enquirers Course	Facebook/YouTube	1
PRAYER RELATED		
Prayer Course	Zoom/YouTube	2
Prayer Ministry	Zoom	1
World Focus Prayer Groups	Zoom	1
Prayer Triplets	Zoom and WhatsApp	1
Church open for private prayer (2 hrs on Sat AM)		1
1-1 Prayer	WhatsApp	1
CLASSES		
Craft Class/Group	Zoom	2
French classes	Zoom	1
Yoga Class		1
BIBLE/DEVOTIONAL/REFLECTION		

Daily or weekly reflections/thoughts/devotional	Email/WhatsApp/Facebook	4
Daily Bible Reading (Mon-Fri)	Uploaded to Facebook/YouTube	3
Bible Study notes	Facebook/email	3
Daily Podcast by minister	Email	2
Blog on Church website	Website	1
Hymn for the Day	Uploaded to Facebook	1
SUPPORT/ENCOURAGEMENT		
Support/encouragement	WhatsApp Groups	2
Scattered church musings	Facebook	1
Weekly letter of encouragement		1
INFORMATION SHARING		
Newsletter	Email	2
Monthly Church Community Magazine		1
SERVICES		
Service uploaded/emailed	Website	5
Online Communion once a month	Facebook Live	1
Worship Time		1
TRAINING		
Training (volunteer/worship team)	Zoom	3
Church Planting Training		1
OTHER		
DVD recordings and printed versions of services	Posted/delivered	3
Joined another church that use our building		1
Online conference	Zoom/YouTube	1
Craft activities for everyone that appear in worship		1
NON TECH		
Garden gatherings/open air meet up		3
Cutting grass. Gardening, cleaning church hall		1
Prayer walk around town		1

2. What other methods have the congregation used to stay in touch with each other and the wider community?

A graph showing other methods that the congregation have used to stay in touch with one another and the wider community.



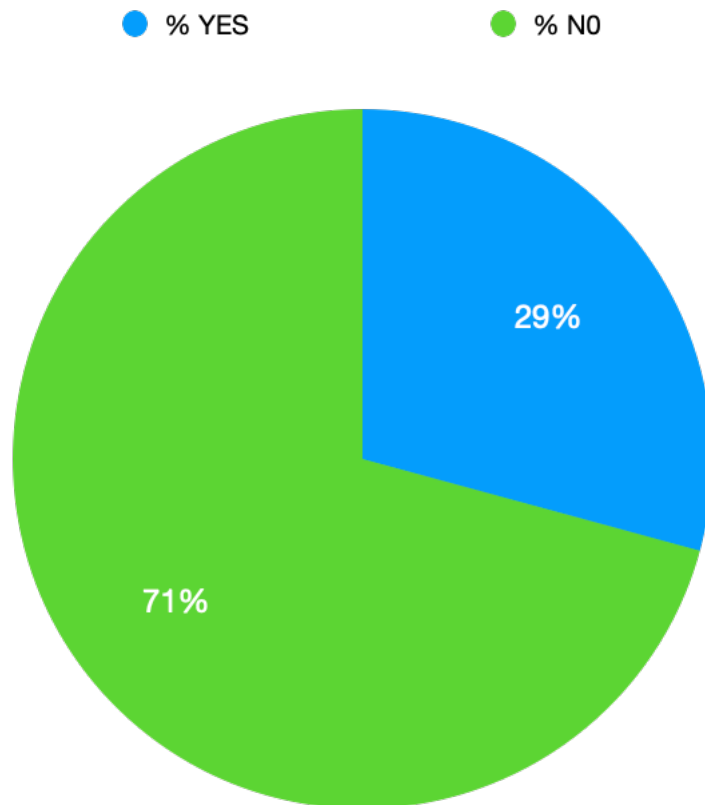
This highlights that participants kept in contact with people from their church and the community **using a variety of different methods**.

It also indicates, as you'd expect, that there was **more contact with those within the church** than the community and that the **majority of the participants used the phone calls** to keep in touch with church goers.

Other

Method of connection	Notes
Facebook	Messenger, groups, pages
Delivering things	Shopping, Easter eggs, parcels, notice/service sheets, letters
Notices/Posters	Outside church, around town offering support
Joining in with local community	Individuals being neighbourly, volunteering at local help group
Emails	Ecards, weekly Pastor's letter, businesses locally.
Online meetings	Zoom: Deacons/team meetings, coffee, fellowship, chat,
Phone	Everyone in fellowship once a week, dial-a-sermon.
Website/Blog	Uploading info and services
Bulletin/Newsletter	Encouragement from Minister, articles, info, contact details
Other	Socially distanced visits, lining street when someone from congregation died to sing 'Amazing Grace' and clap

3. During lockdown, did any part of your church building remain open for essential services e.g. Foodbank?



The **majority of participants churches did not remain open** during lockdown. Of the 29% that did the main reason was Foodbank or food distribution.

What for?	Total
Food related	71
Children related (e.g. pre-school)	15
Don't have a building!	11
Support services (e.g. CAB)	9
Record Online Services	7
Office	5
Other (e.g. church garden used as Garden of Hope)	4
Private prayer	3

4. As we start to think about life after lockdown and what this time has taught us, what do you think your church will do differently going forward? What one thing do you think your church will put down as a result of this experience and what one thing do you think it will to pick up?

Please write your answers under the headings below and/or feel free to comment in the further comment box.

One thing I think our church will put down is...

Nearly a quarter of participants **(24%) weren't sure** what their church would put down going forward and **16% named an activity**.

One thing I think our church will put down is...	Number	Notes
Don't know yet	52	
Activities	36	Toddler groups, youth groups, Men's breakfast, Coffee Mornings, Ladies Circle. Where reasons given was related to not being able to serve food, mainly attended by or run by older folk, hard to social distance.
Other	18	Including inconsequential things, meeting in a school, the church itself might close
Nothing	17	
Some services	16	Particularly evening services
Meeting in person for everything	14	Using Zoom instead
Less Sunday centric	9	
Some meetings	9	Too many pointless ones!
Printing	6	Newsletters
Things we've done in lockdown	6	Recorded services etc.
Control	5	
Focus on the building	5	More in community
Resistance to change	5	Don't want to be the same as we were before
Sunday format	3	Less in-depth Bible teaching on Sunday AM, long services, less singing
Refreshments	3	After services
Lots of rotas	2	Enjoyed the break!

One thing I think our church will pick up is...

The most popular thing that participants said that they would pick up going forward was **use of online media**.

One thing I think our church will pick up is...	Number	Notes
Use of online media	186	Services, bible study, prayer, some talked of 'hybrid' or 'blended' - online and in person
Other	17	More testimonies on a Sunday, working with schools, more styles of service, discussion time after the talk, being smaller in gathering, doing one thing well, whole life culture, rethink services, boldness for new things, church can operate without a building, openness to Holy Spirit, comply with government guidelines, update manuals, new activities, disposable communion cups, togetherness, discipleship
Outreach/connecting with local community	15	Community engagement,
Pastoral care	15	Continuing with new plans developed during lockdown, including reaching out to those who are non-digital

Not sure yet	15	
More opportunities for prayer	8	Not necessarily online
More small group focus	5	
Food related support	5	Foodbanks, take away services, breakfast club
Flexibility	4	
Renew wellbeing/mental health support	3	
Releasing older people	3	Include more active people
Develop co-working	3	With missional partnership, with statutory services, with another church that uses our building
Increased support for margins	2	Lower income people, those with no IT skills
More congregation participation in services	2	
New ways/heart for evangelism	2	

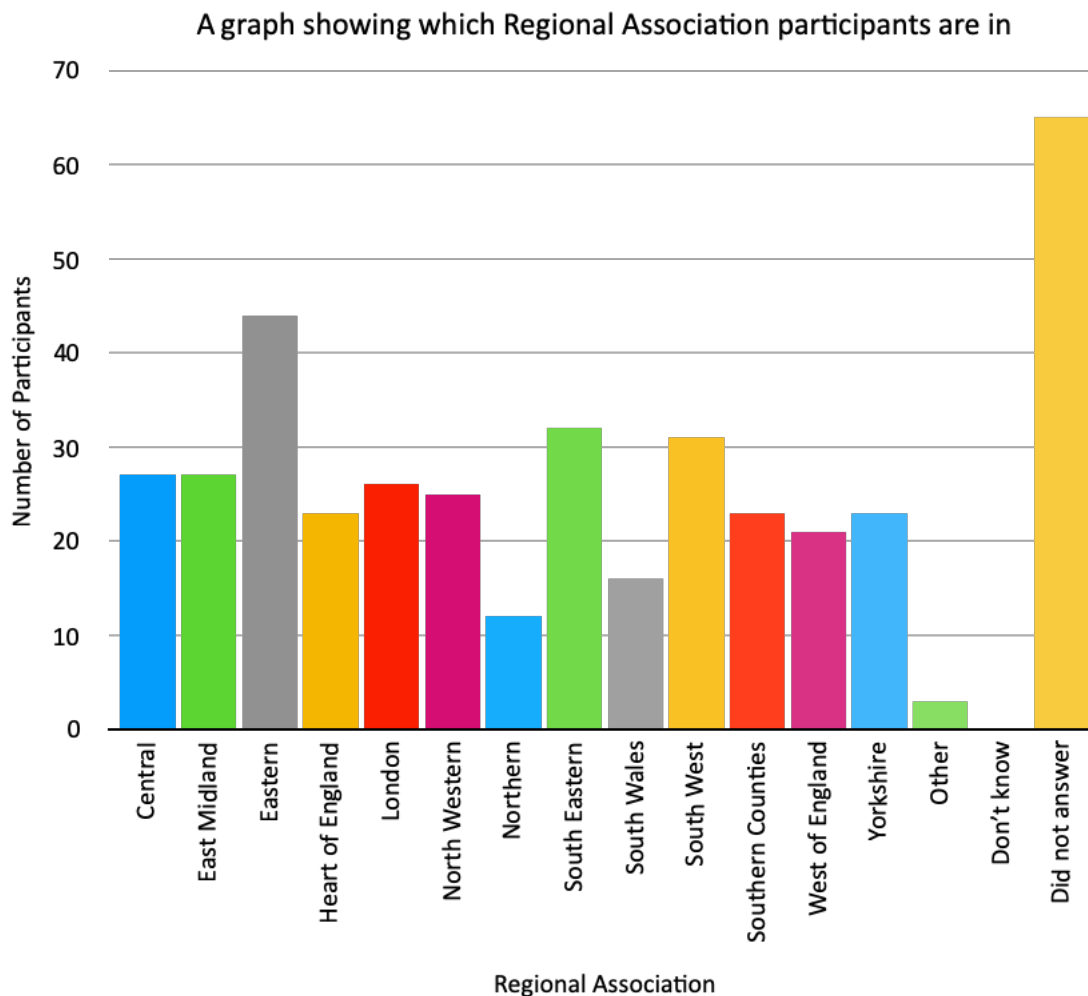
Further comment

In addition to different ways of *doing* church, could you share any thoughts you've had on a different way of *being* church?

Topic	Number	Notes
Online	55	Want to continue to meet online, have a stronger online presence and embrace use of technology.
Connecting with local community	52	Begun in lockdown, want to continue.
More relational – support	31	More connected in the week, people feel supported, deep relationships.
Church is more than a building	20	Whole of life/week, new life!
More/better communication	18	Multiple ways of connecting and contacting one another.
Participation from more people	16	Not just the minister! More people getting involved in services, pastoral care, community.
Less Sunday centric	16	Not reliant upon Sunday service for everything.
Not sure yet	15	
Prayer	10	More prayer and in different ways.
Together apart	10	Ironically feeling more connected when we can't meet. Dispersed people coming together in new ways.
Small groups	10	More focus on small groups/house groups.
Pastoral care	9	Looking out for one another, particularly those at the margins.
Discipleship	8	Discipling one another, expecting transformation
Inclusive	7	Noticing who's not there and intentionally trying to include more people.
Value meeting physically	5	Taken it for granted before now!

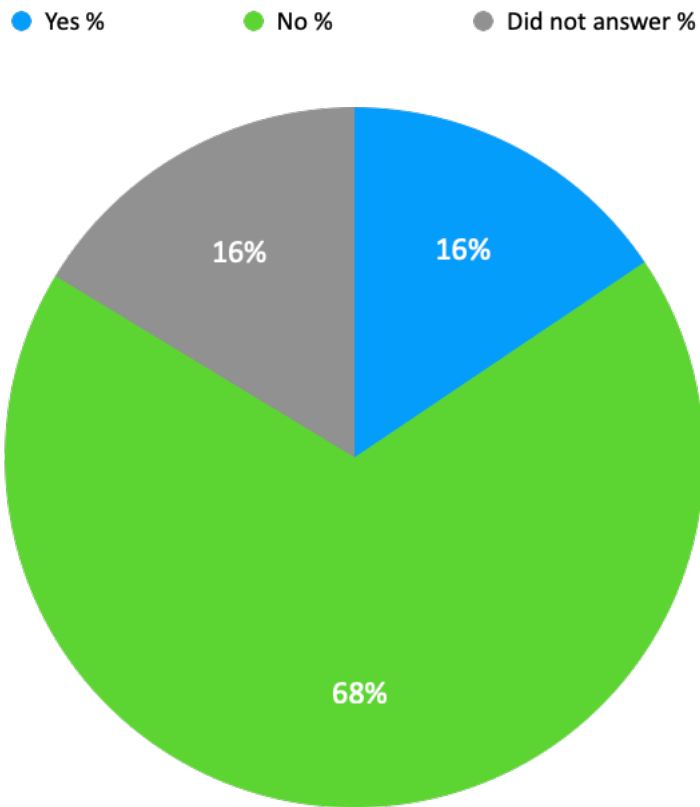
REGIONALLY - communication with your association

5. Which Regional Association are you in?



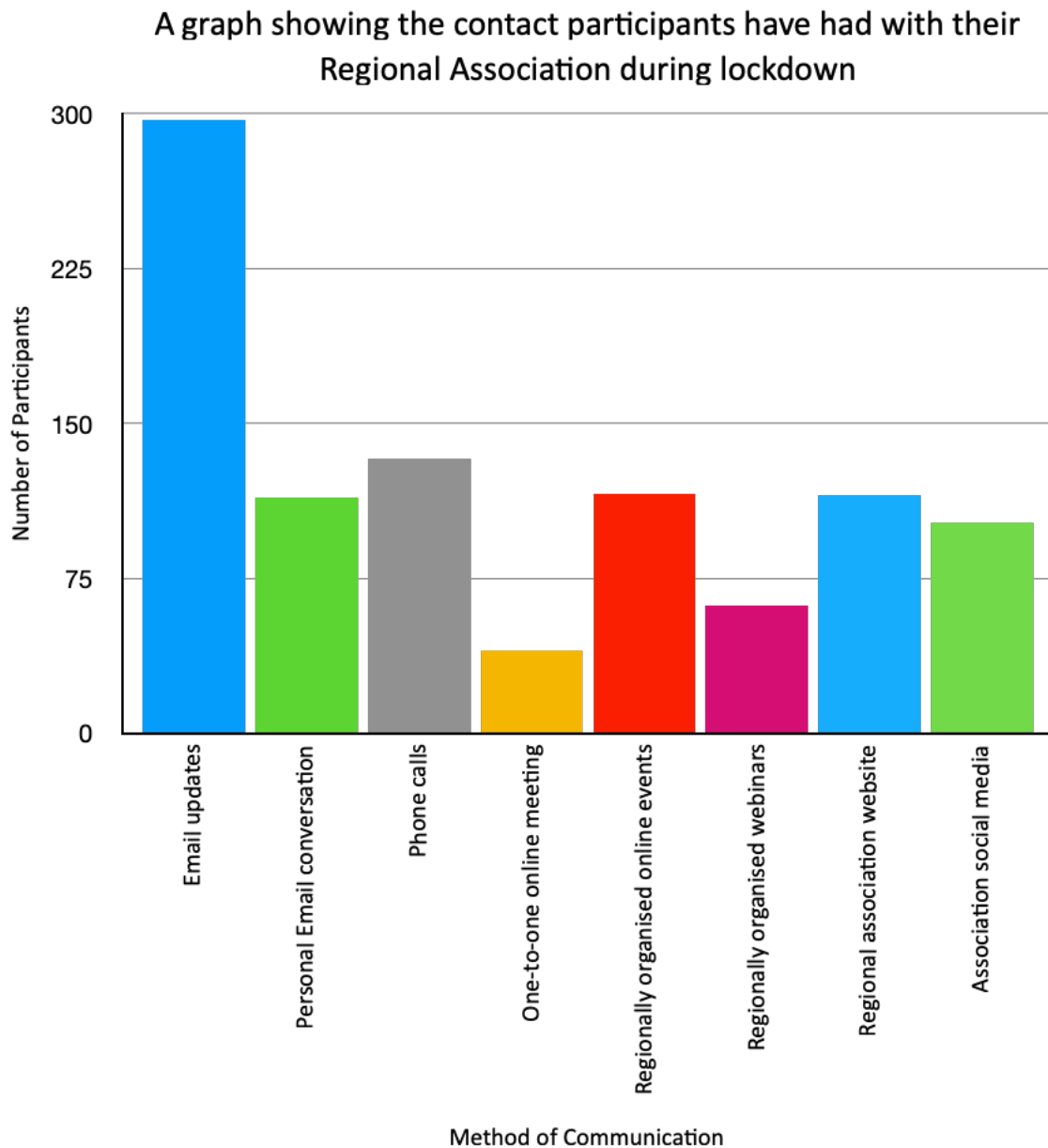
This graph shows that approximately **16%** of participants did not answer this question and of those that did, **Eastern was the best represented Association.**

6. Have you connected with any other Regional Associations during lockdown?



Over **two thirds of participants had not connected** with other Regional Associations. Of the 16% of those that had, some had **relationship** from previous posts, others **used online resources** or **joined in with an online event**.

7. What contact have you had with your Regional Association during lockdown?



This graph shows that the main way that participants have connected with their Regional Association during lockdown is via **Email Updates**.

Other

- Regional Minister attending meetings online or leading services
- Regional Team hosting prayers

8. As you continue to plan for life after lockdown, how could your Regional Association continue to support you?

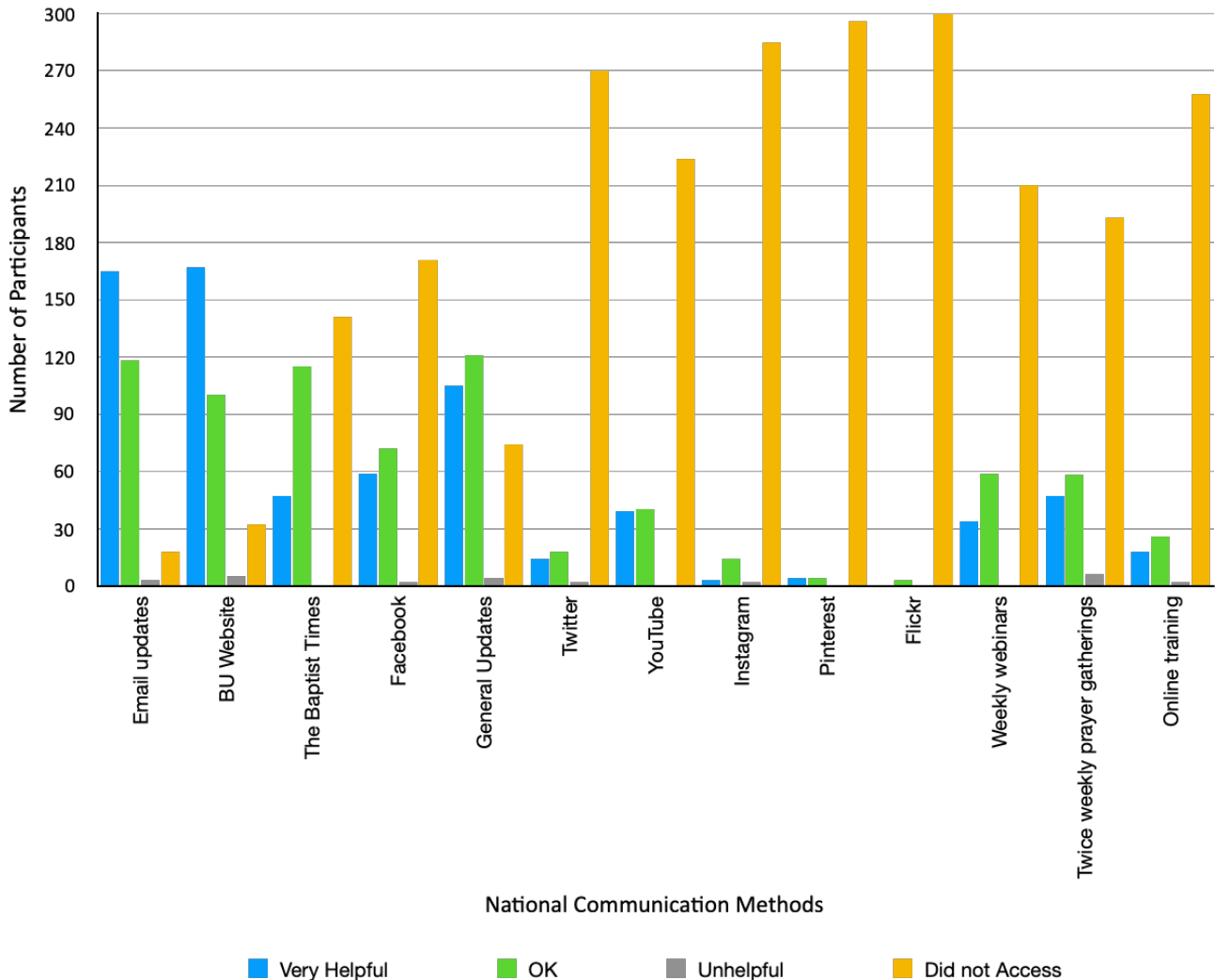
Just over a fifth of suggestions (21%) encouraged Regional Associations to **'continue doing what they are doing'** and slightly less than a fifth (18%) would like their **advice**, particularly about the current situation.

Themes from suggestions
Continuing doing what you are doing
Advice (especially re current situ)
Keep in touch (more)
Not sure
Sharing stories/learning of other churches
Organise more online events
Prayer
Help with the settlement process
Resources

NATIONALLY - communication with the BU Specialist Teams

9. Which national communications have you accessed during lockdown? Of those you have accessed how helpful did you find them?

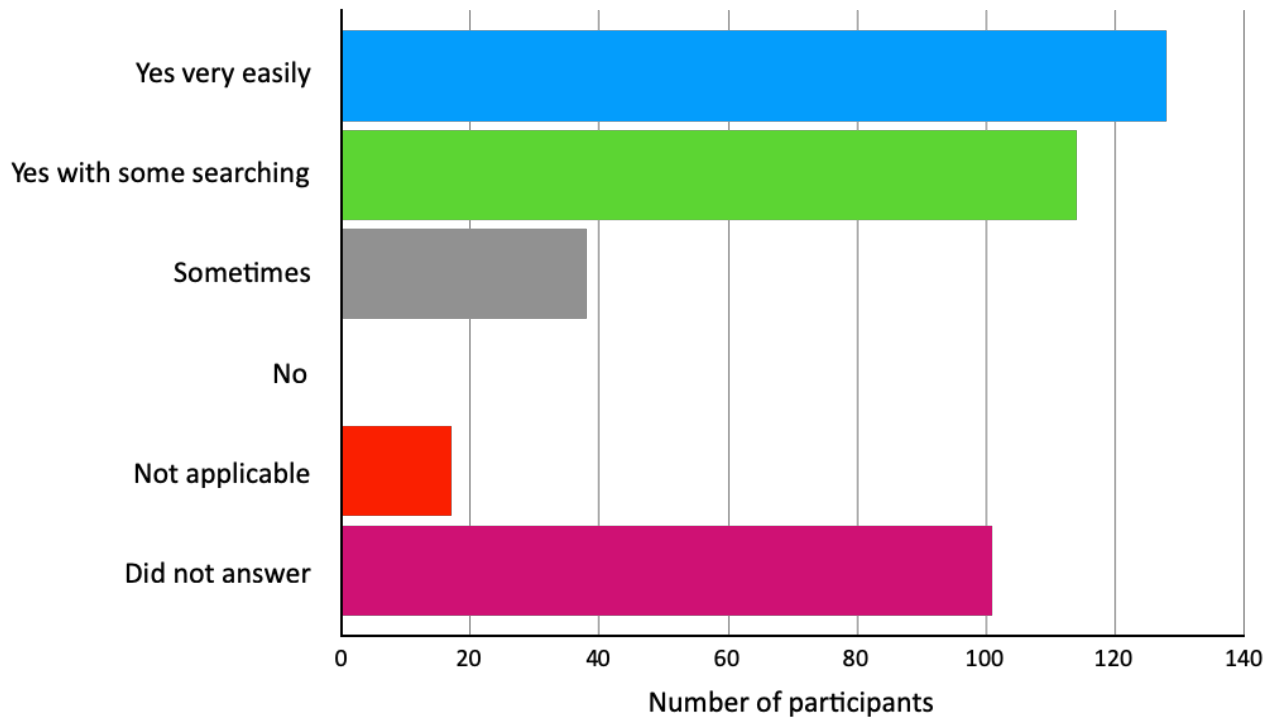
A graph to show which of the National Communications participants have accessed during lockdown and how helpful they have found them



The graph shows that the methods of communication participants found most helpful were **Email Updates** and the **BU Website**. The majority of the participants did not access information on social media and found very little unhelpful.

10. Were you able to find the information you needed in the resources that were provided?

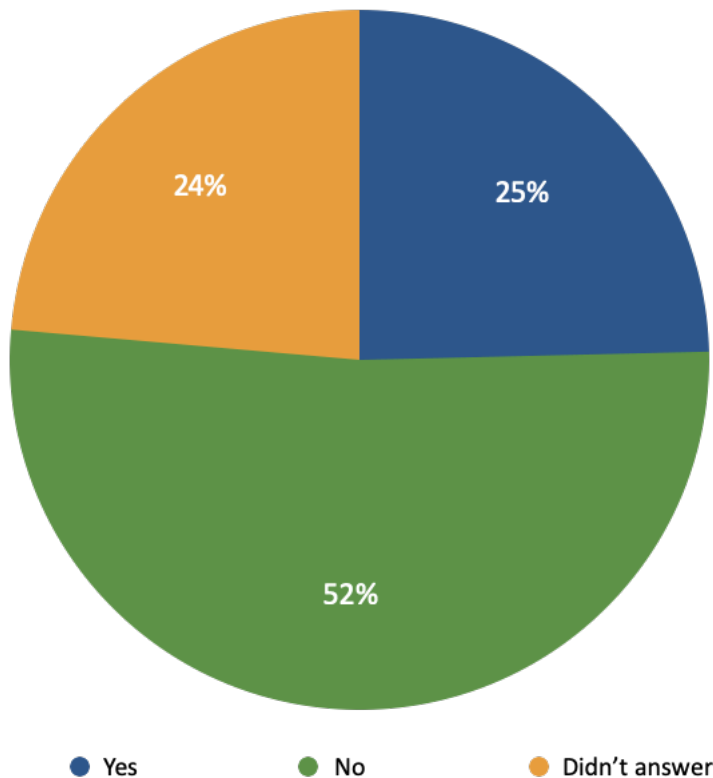
A graph showing how easy participants found it to access the information they needed in the resources that were provided



The graph shows that, of those that answered this question, the majority (**61%**) **found the information they needed very easily or with some searching**. No one was totally unable to access information they were looking for.

11. Due to the circumstances, the summer edition of the Baptist Together Magazine about young adults was only published online. Did you read it?

A graph showing whether or not participants read the online summer edition of the Baptist Together Magazine about Young Adults

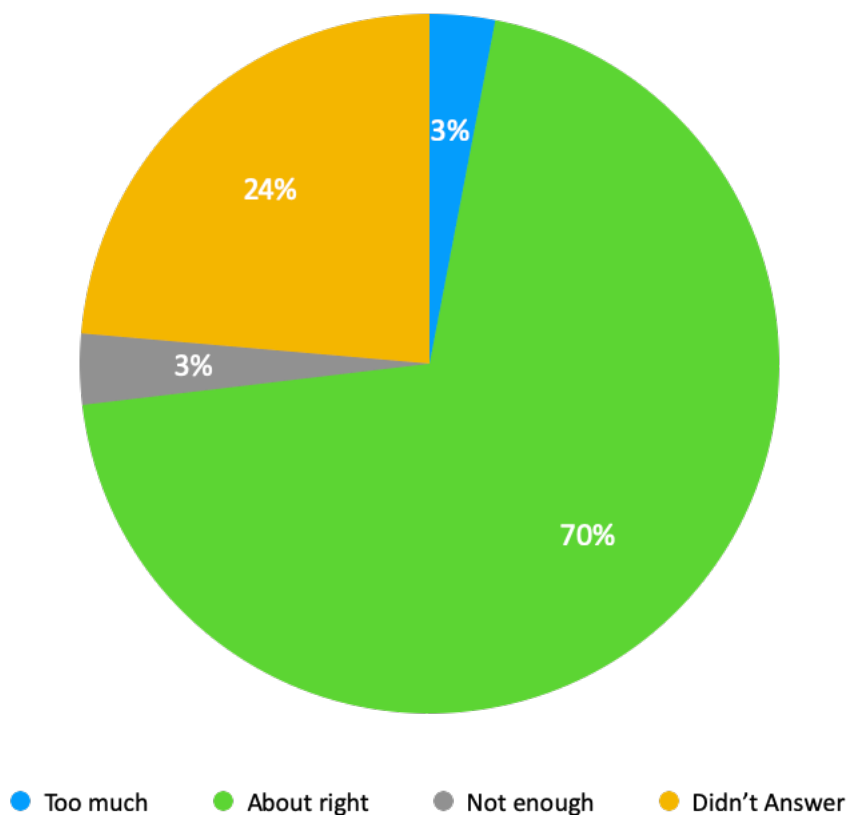


The graph shows that **only a quarter** of the participants read the online summer edition of Baptist Together about Young Adults.

12. Overall, how do you feel about the national communications you've received?

Please select one option and feel free to comment on your answer in the space below.

A graph to show how participants feel about the National communications they've received during lockdown



The graph shows that the majority of the participants felt that National communications they received were 'about right'.

Comments

Within the comments received there were 42 positive statements, 33 negative statements, 6 neutral and 6 'other'.

Comment	Numbers	Notes
Positive	42	A great help, excellent, much appreciated, exactly what was needed.
Negative	33	Too wordy, too much, not as quick as other denominations.
Neutral	6	A lot at the start but calmed down now.
Other	6	E.g. Baptist Together should always be online.

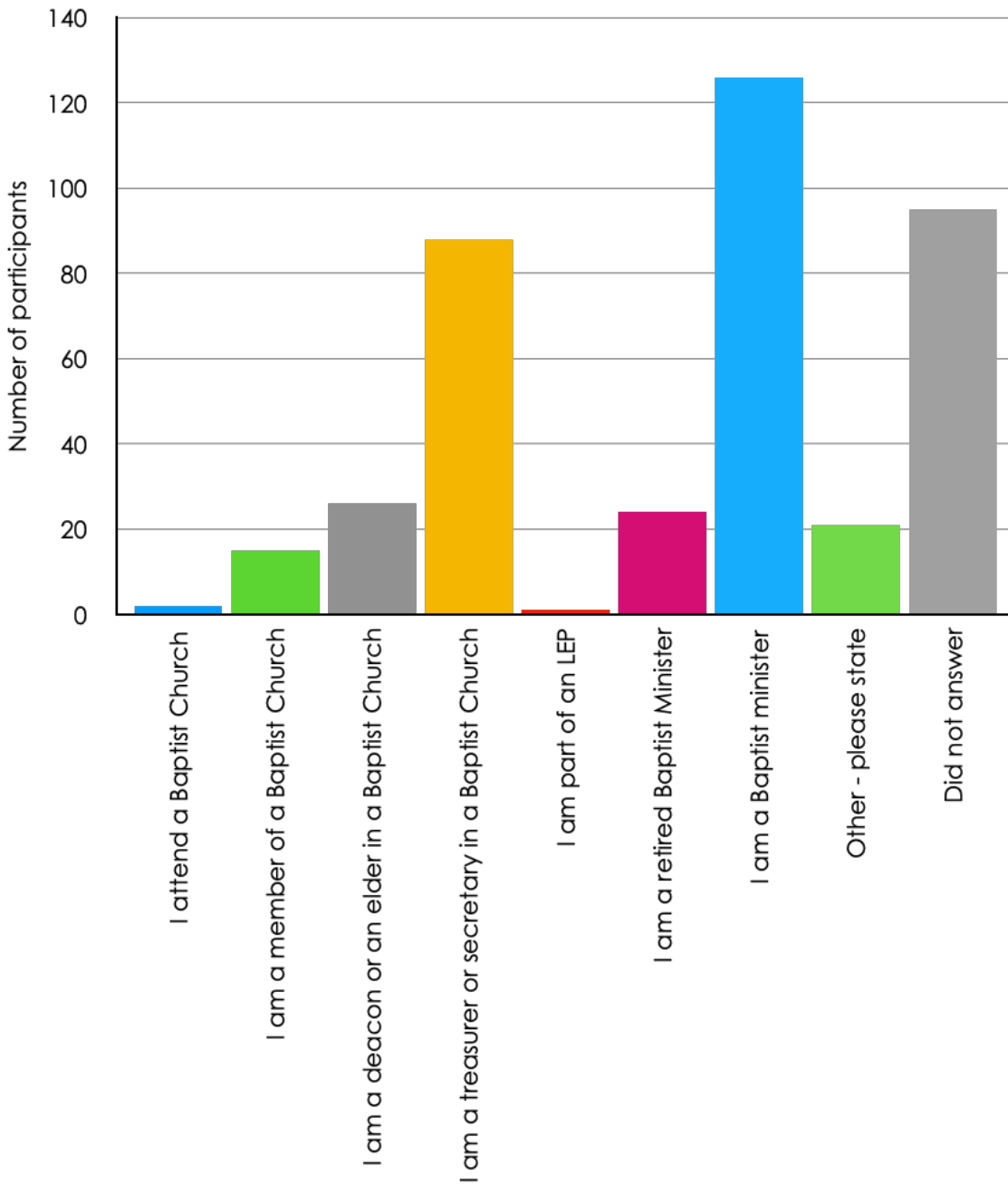
13. As you continue to plan for life after lockdown, how could the Specialist Teams continue support you?

As with Regional Associations, the majority of suggestions for how the Specialist Teams continue to support participants were around **'advice and information'** (30%) and to **'keep doing what they are doing'** (25%).

Topic	Number	Notes
Advice/Info	73	Advice on how to implement government guidance
Keep doing what you're doing	59	Continue to update info on Covid
Other	25	Free curly wurleys for all ministers!
Not sure	24	
Ideas	20	How to support those who are grieving, how to do more online, how to support those who are isolating
Stories	7	Examples from other churches
Risk Assessment	5	Help with writing
Remember	5	2 x healthcare chaplains, 2 x small churches, older congregations.
Webinars	5	
Resources	4	
Being Available	4	
Support	4	
Prayer/reflection	4	
Online Training	3	Safeguarding, much easier for people to access
Nothing	3	

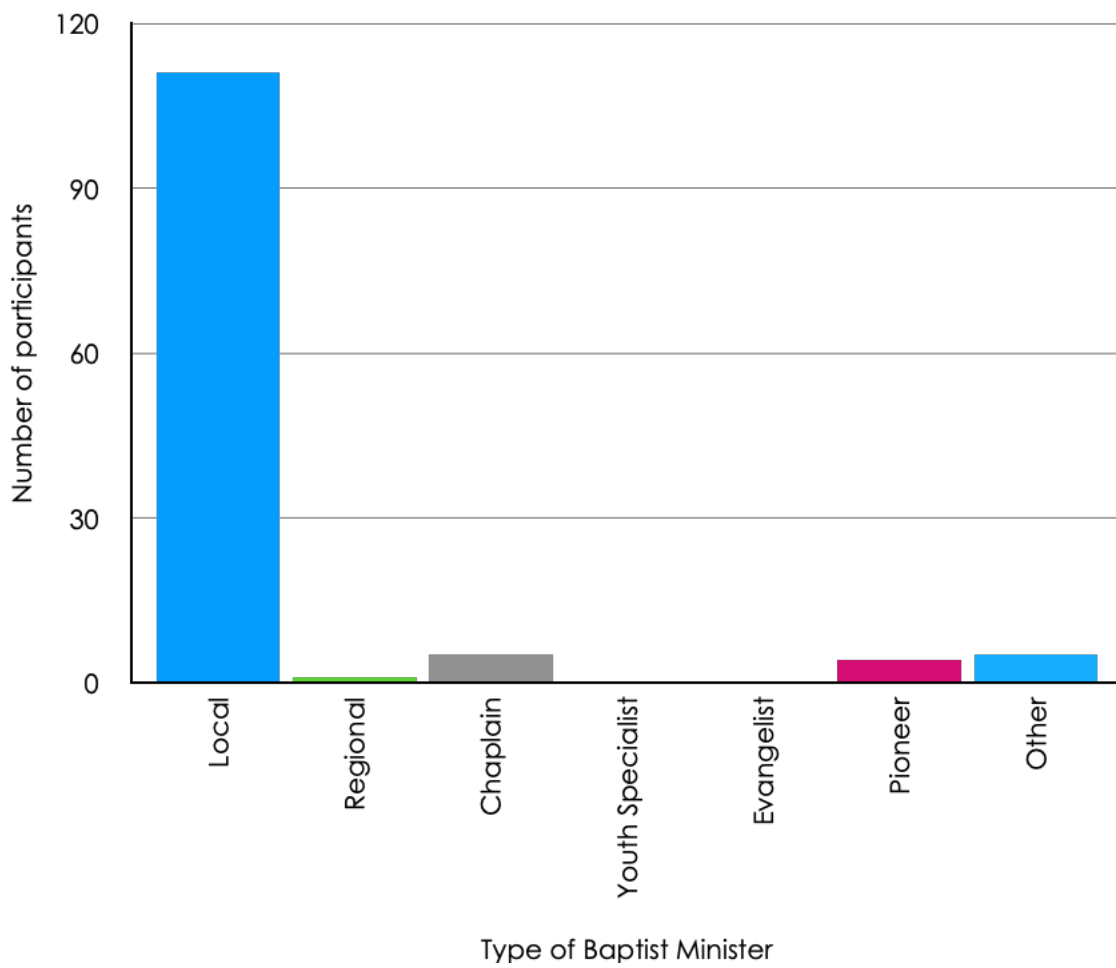
14. Please select one option that most accurately describes you.

A graph showing participants roles



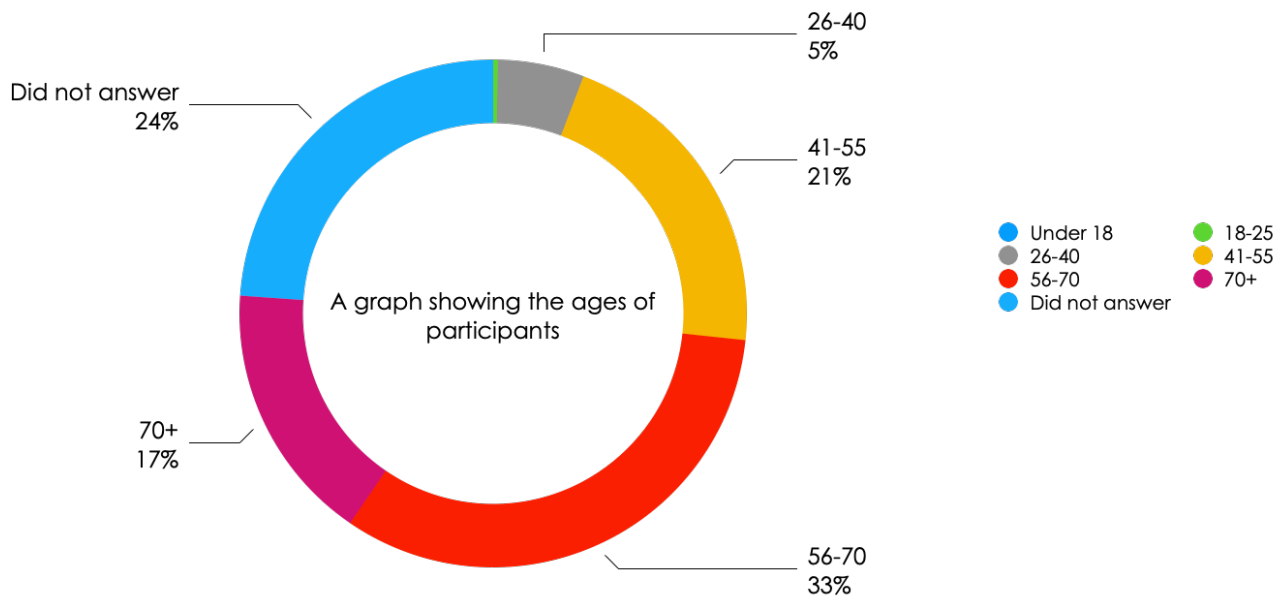
Of those that answered, the majority of participants are **Baptist Ministers** or **Treasurers/Secretaries** of local Baptist churches.

A graph showing the different types of Baptist Minister participating in the survey



This graph shows that of the **Baptist Ministers**, nearly all are in local ministry.

15. Age bracket



This graph shows that a third of participants are 56-70 years old and that very few people under 40 participated in the survey.

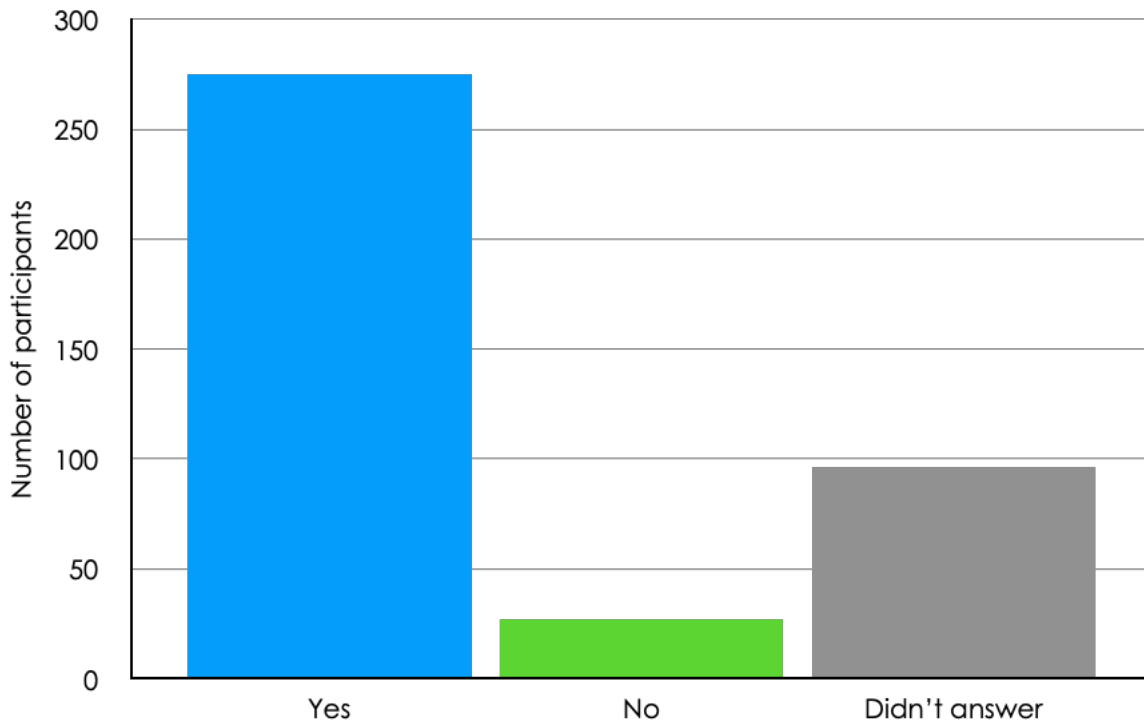
16. We will continue to review our communication throughout the year. Are you still happy to be contacted occasionally to help us with this?

Yes - 275

No – 27

Did not answer – 96

A graph to show if participants are still happy to be contacted in the future



This graph show that the majority of participants are still happy to be contacted to help review communication.